

Flat Dual Channel Bracket (585422)



DREAM. DESIGN. BUILD. REPEAT.




Fig. 1

Patents Pending



Fig. 2

Compatible with our [center hole adaptors](#).



Fig. 3



Fig. 4



Fig. 5



Fig. 6



Fig. 7



Fig. 8

Channel brackets attach easily to [Channel Gearboxes](#).




Fig. 9

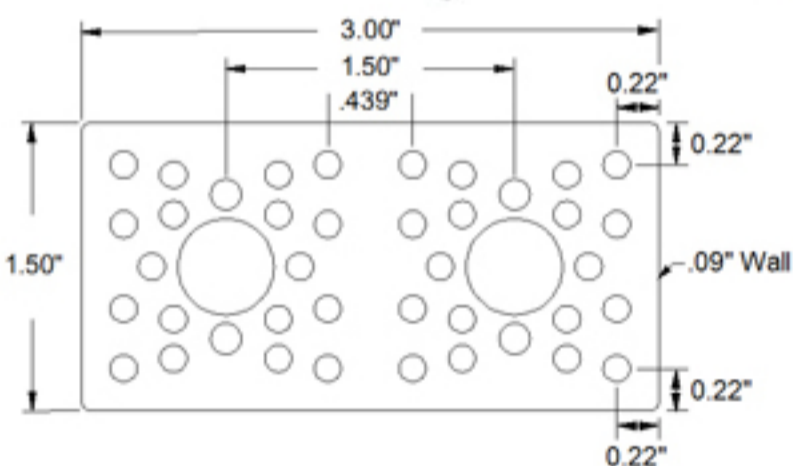
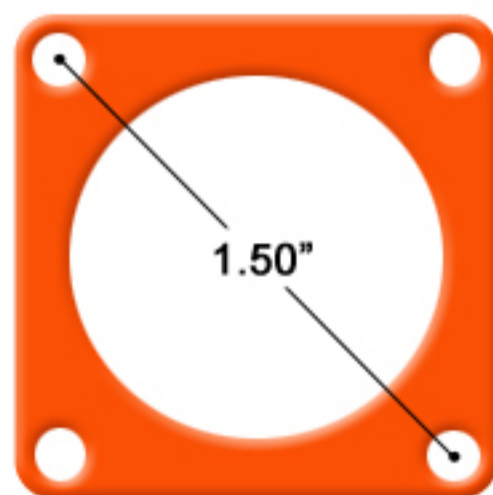
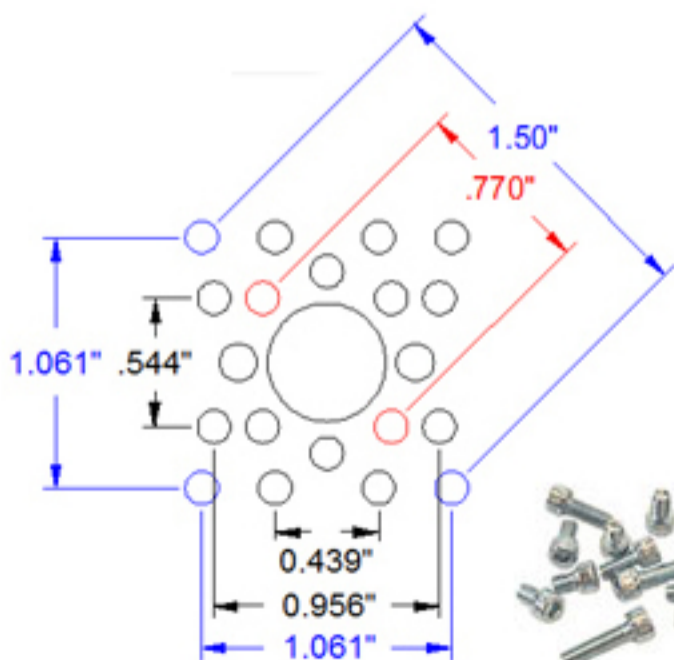


Fig. 10

Utilizes both the .770" and 1.50" hub pattern.



We suggest using 6-32 socket head machine screws with this bracket ([sold separately](#)) [click here](#)

